



# Builder5700

Patio Door



Coordinates with 1500 Vinyl Collection

# DramaticEntry

Our Builder 5700 Sliding Vinyl Patio Doors are available with matching fixed panels, side lites, transoms and segmented transoms.




### Sturdy Construction

Multi-chamber construction with fusion-welded corners. Full perimeter weatherstripping ensures tight seal.



### Nail Fin

Pre-punched nailing fin for easy installation and secure fit.



### Interlocking Panels

Self-centering interlock satisfies forced entry requirements.



### Durable Hardware

Powder-coated handles resist scratches and fading. Exterior handles available with or without keyed lock.



### Smooth Operation

Adjustable rollers ensure smooth operation; durable aluminum threshold and sill track.




## Color options



White



Beige



Clay

## Grille Options

\*Also available with no grilles.



### GBG Grilles

3/4" Flat, 5/8" or 1" Sculptured

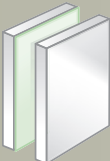


### SDL Grilles

7/8" or 1-1/4" SDL with Shadow Bar

## Glass options

### Low-E



#### Low-E

One lite of Low-E.

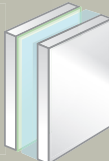
#### Low-E<sup>SC</sup>

One lite of solar cooling Low-E.

#### Low-E2+

One lite of Low-E and one lite of Interior Surface Low-E.

### Low-E with Argon



#### HP

One lite of Low-E with argon.

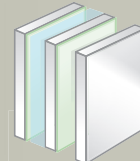
#### HP<sup>SC</sup>

One lite of solar cooling Low-E with argon.

#### HP2+

One lite of Low-E and one lite of Interior Surface Low-E with argon.

### Triple-Glazed



#### HP2<sub>Max</sub>

Two lites of Low-E with two chambers of argon.

#### 7/8" HP3<sub>Max</sub>

Two lites of Low-E, two chambers of argon, one lite of Interior Surface Low-E.

#### 1" HP3<sub>Max</sub>

Two lites of Low-E, two chambers of argon, one lite of Interior Surface Low-E.